

# 产品使用说明书

## IN STALLATION MANUAL



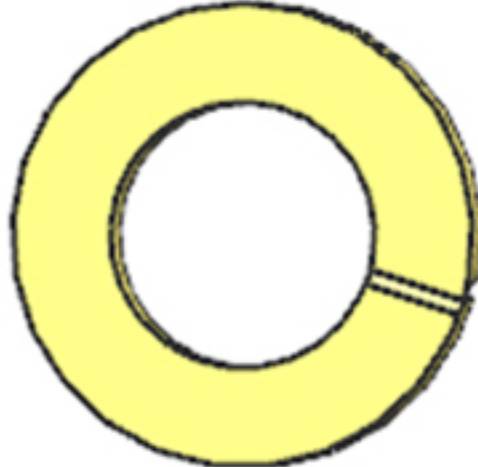
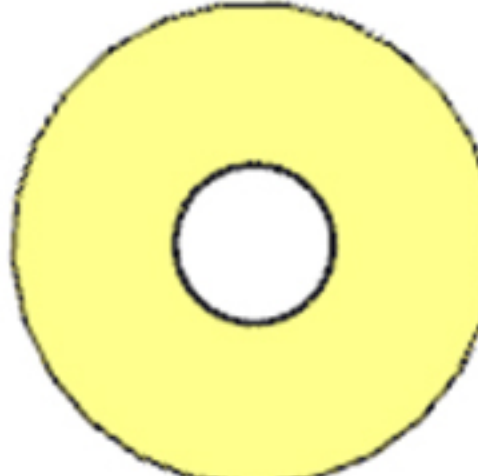
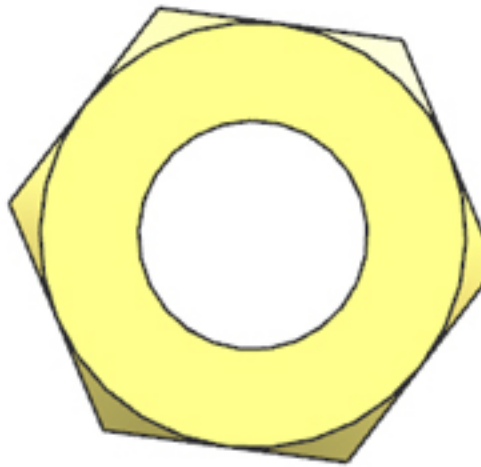
PRODUCT: V80 STYEL UNIVERSAL SIDE STEP

### PRECAUTION




- 1 For the convenience of installation, please read the product installation manual carefully before installation. Pay attention to protect surface of your car to avoid scratches.
- 2.Please check regularly whether all accessories connected to the car are loose or not to ensure safety using
- 3. All the pictures in this manual are for reference only. The pictures may be different from the actual product, but the installation method is the same.

### ACCESSORIES

NUM	ACCESSORIES	QTY	REMARK	PICTURE
1	SIDE STEP (L)	1		
2	SIDE STEP (R)	1		
3	SPRING WASHER D8	12		
4	FLAT WASHER D8	12		
5	HEX NUT	12		



NUM	ACCESSORIES	QTY	REMARK	PICTURE
6	DOULBE T SHAPE BOLT	6		

Note: Do not tighten the bolts or nuts at the first time.  
Please leave some adjustment space for subsequent installation.

# INSTALLATION

